

# IN-AGB Series

In-Tank Mounted Return Line Filters

Max. 2400 l/min



## Flow from inside to out

### Designed for in-built filtration

The IN-AGB Series features a quick response bypass construction with low hysteresis, magnetic pre-filtration and a high dirt-holding capacity. Flow rates from 30 l/min to 2400 l/min. *LEIF*<sup>®</sup> elements available up to 1500 l/min. A low cost, high performance filter.



## Contact Information:

Parker Hannifin  
**Hydraulic Filter Division Europe**

**European Product  
Information Centre**  
Freephone: 00800 27 27 5374  
(from AT, BE, CH, CZ, DE, EE, ES,  
FI, FR, IE, IT, PT, SE, SK, UK)  
filtrationinfo@parker.com

[www.parker.com/hfde](http://www.parker.com/hfde)

## Product Features:

- IN-AGB features a bypass construction with low hysteresis.
- Magnetic pre-filtration and a high dirt-holding capacity.
- Wide range of diffusers including airtight options.
- Flow from inside to out.
- Flow rates from 30 l/min to 2400 l/min.
- Patented *LEIF*<sup>®</sup> elements safeguard filtration quality.

# IN-AGB Series

## In-Tank Mounted Return Line Filters

### Features & Benefits

Features	Advantages	Benefits
Filter integrated in tank	Compact low cost solution Filter protected by reservoir	Suitable for extreme heavy duty applications or hazardous environments No tank top parts contributes to improved esthetical design
LEIF® elements	Element safeguards the use of genuine parts	Guaranteed quality of filtration Contributes to ISO 14001 certification
Magnetic pre-filtration	Removes ferrous particles, even during bypass conditions	Improved fluid cleanliness levels Extended element life time
In-to-Out filtration	All captured contamination retains inside the element	No recontamination of system during change of elements
High level of customisation	Dedicated system-matched solutions can be easily made available	Improved integration of filter in system combined with lower initial system costs
Quick response bypass with low hysteresis	Reduction of bypass period due to low hysteresis Only a small part of the total flow is bypassing the element	Improved protection of system
Standard or customised funnel	Ensures that oil enters the tank under the oil level	Significant reduction of oil foaming

### Typical Applications

- Agricultural machines
- Articulated dump trucks
- Forestry equipment
- Wheeled loaders
- Lubrication systems
- Excavators

### The Parker Filtration IN-AGB In-Tank Mounted Return Line Filters.

The low-cost, high-performance return line IN-AGB filter features Q3 filter media, a bypass construction with low hysteresis, magnetic pre-filtration and a high dirt-holding capacity. The range is capable of handling flow rates from 30 l/min up to 2400 l/min. LEIF® elements are available for flow rates up to 1500 l/min, meeting the most stringent demands for environmentally-friendly filtration and offering protection against poor quality pirate elements.



## Specification

### Assembly:

Inside tank.

### Seal material:

Nitrile, fluoroelastomer, neoprene.

### Operating temperature range:

Seal material Nitrile: -40° to +100°C.

Seal material Fluoroelastomer: -20° to +100°C.

### Bypass setting:

0.8/1.5 and 2.0 bar.

Other settings on request.

### Degree of filtration:

Determined by multipass test according to ISO 16889.

### Flow fatigue characteristics:

Filter media is supported so that the optimal fatigue life is achieved.

### Filtration media:

Microglass III, Ecoglass III for *LEIF*<sup>®</sup> elements

Also available 10µm Cellulose and 40µm stainless steel mesh.

### Element burst rating:

10 bar (ISO 2941).

### Options:

Diffuser type P (straight pipe, no perforated plate area)

Diffuser type T (with closed diffuser end cap and with perforated plate area, recommended when oil entry in reservoir is close to the reservoir bottom or to ensure oil entry under the reservoir oil level)

### Magnetic pack:

Standard.

**Note:** IN-AGB 2-400 and 2-500 are standard supplied without magnets.

### Filter element:

*LEIF*<sup>®</sup> element with reusable metal element sleeve.

Optional conventional style element with steel end caps.

The *LEIF*<sup>®</sup> element is patented and safeguards the use of genuine parts.

**Note:** *LEIF*<sup>®</sup> element can be used with mineral and HEES type oils.

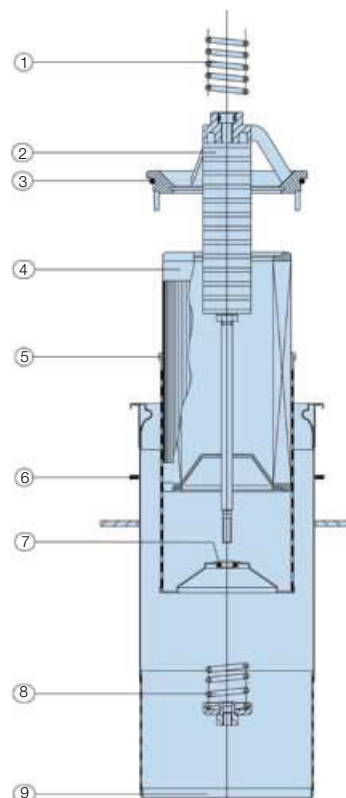
For other fluids consult Parker Filtration.

*LEIF*<sup>®</sup> contributes to ISO 14001 quality standards.

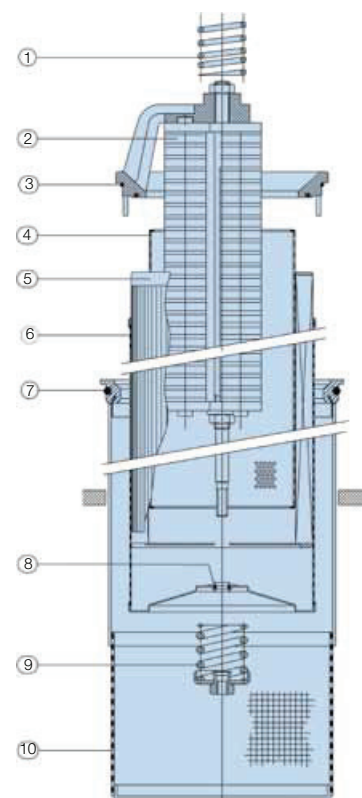
Insert-AGB <i>LEIF</i> <sup>®</sup> 1-3 series		
Ref.	No.	Description
1	1	Top-spring
2	1	Insert
3	1	Insert-seal
4	1	<i>LEIF</i> <sup>®</sup> Element
5	1	Sleeve
6	1	Gasket
7	1	O-ring
8	1	Bypass set
9	1	Diffuser

Insert-AGB <i>LEIF</i> <sup>®</sup> 4 series		
Ref.	No.	Description
1	1	Top-spring
2	1	Insert
3	1	Insert-seal
4	1	Inner sleeve
5	1	<i>LEIF</i> <sup>®</sup> -element
6	1	Outer sleeve
7	1	O-ring
8	1	O-ring
9	1	Bypass set
10	1	Diffuser

1-3 Series



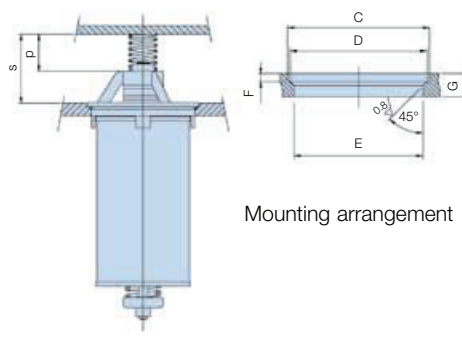
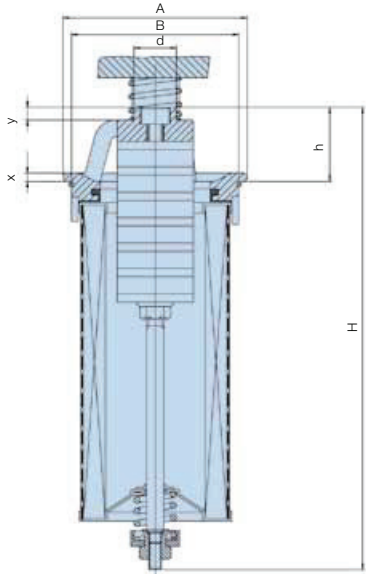
4 Series



# IN-AGB Series

## In-Tank Mounted Return Line Filters

### Specification (cont.)

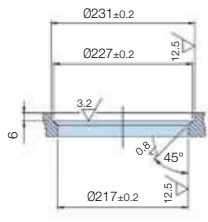
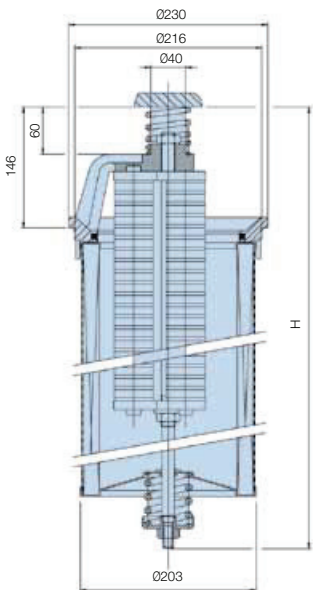


Mounting arrangement

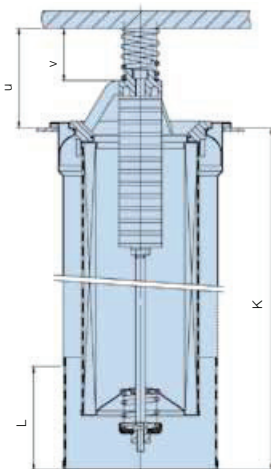
	INAGB Length	Type	A	B	H	h	d	x	y	s	p	C	D	E	F	G
1 Series	0	IN30	87	79	122	35	20	4	6	45	20	88	85	80	4	12
	2	IN60	87	79	173	35	20	4	6	45	20	88	85	80	4	12
	3	IN90	87	79	217	35	20	4	6	45	20	88	85	80	4	12
	4	IN120	87	79	267	35	20	4	6	45	20	88	85	80	4	12
	5	IN125	87	79	381	35	20	4	6	45	20	88	85	80	4	12
2 Series	6	IN170	125	116	284	48	25	5	8	77	42	126	122	117	5	15
	7	IN230	125	116	360	48	25	5	8	77	42	126	122	117	5	15
	8	IN300	125	116	559	48	25	5	8	77	42	126	122	117	5	15
	9	IN400	125	116	579	48	25	5	8	77	42	126	122	117	5	15
	10	IN500	125	116	599	48	25	5	8	77	42	126	122	117	5	15
3 Series	11A	IN270	150	138	325	62	30	7	12	100	55	151	149	139	5	18
	11	IN390	150	138	407	62	30	7	12	100	55	151	149	139	5	18
	12	IN500	150	138	599	62	30	7	12	100	55	151	149	139	5	18

Dimensions in mm

without diffuser

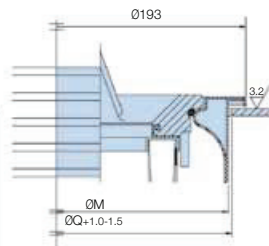


without diffuser

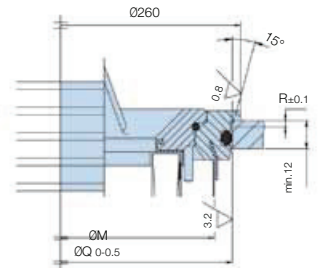


with diffuser

IN-AGB 3



IN-AGB 4



INAGB Length	Type	H
13	IN600	543
14	IN800	653
15	IN1000	758
16	IN1500	1038
17	IN2000	1303
18	IN2400	1303

Dimensions in mm

	INAGB Length	Type	K	L	M	U	V	Q	R
3 Series	11A	IN270	324	110	175	106	55	178	
	11	IN390	364	110	175	106	55	178	
	12	IN500(3)	554	125	175	106	55	178	
4 Series	13	IN600	445	183	239	145	60	250.5	2.5
	14	IN800	555	183	239	145	60	250.5	2.5
	15	IN1000	660	183	239	145	60	250.5	2.5
	16	IN1500	940	183	239	145	60	250.5	2.5
	17	IN2000	1220	183	239	145	60	250.5	2.5
	18	IN2400	1220	183	239	145	60	250.5	2.5

Dimensions in mm



## Pressure Drop Curves

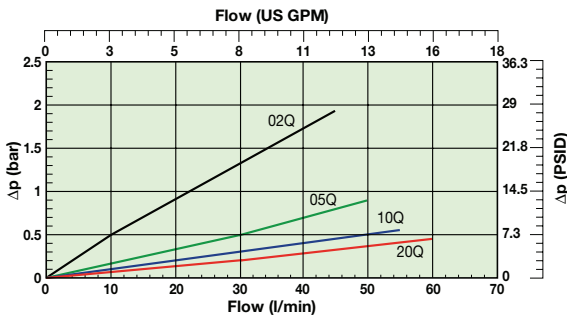
The recommended level of the initial pressure drop for low pressure filters is max 0.5 bar.

If the medium used has a viscosity different from 32cSt, pressure drop over the filter can be estimated as follows:

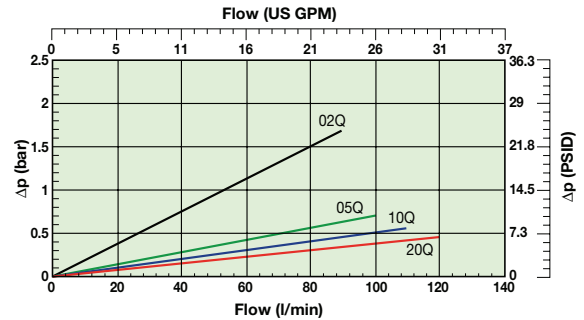
$$\Delta p = (\Delta p_{32} \times \text{viscosity of medium used}) / 32\text{cSt}$$

Filter housing and element pressure drop based on 32cSt fluid viscosity and 0.87 density.

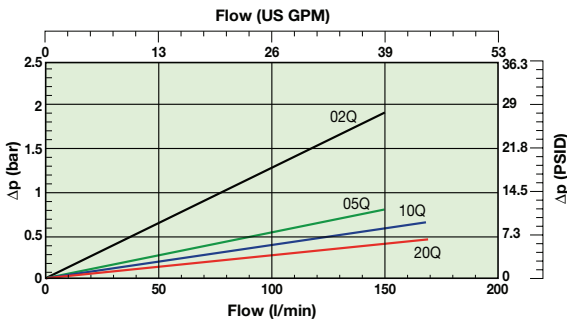
**IN30 (Element length code 0)**



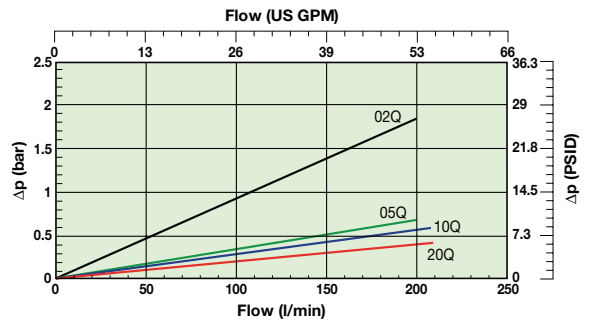
**IN60 (Element length code 2)**



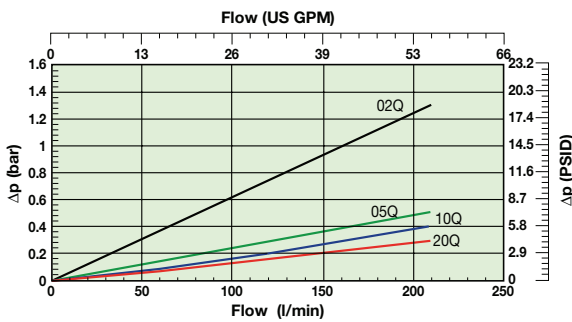
**IN90 (Element length code 3)**



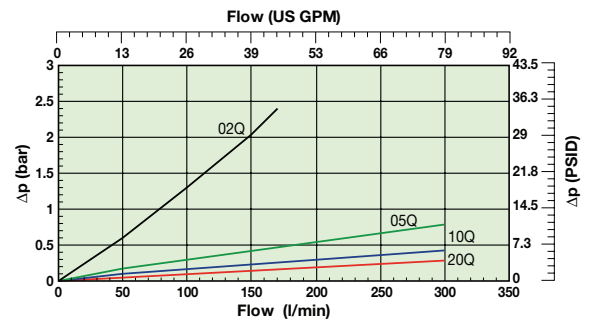
**IN120 (Element length code 4)**



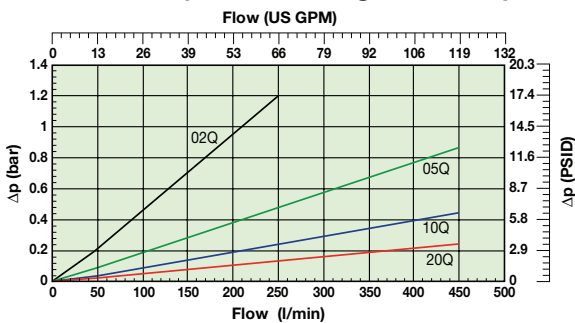
**IN150 (Element length code 5)**



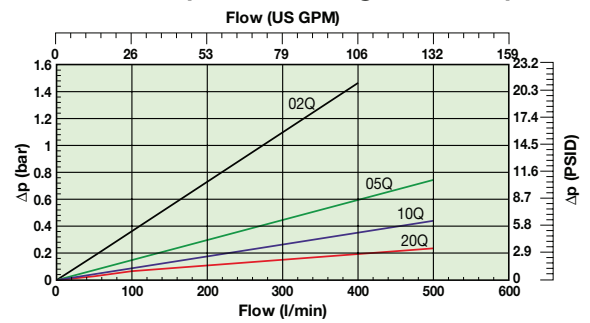
**IN170 (Element length code 6)**



**IN230 (Element length code 7)**



**IN300 (Element length code 8)**

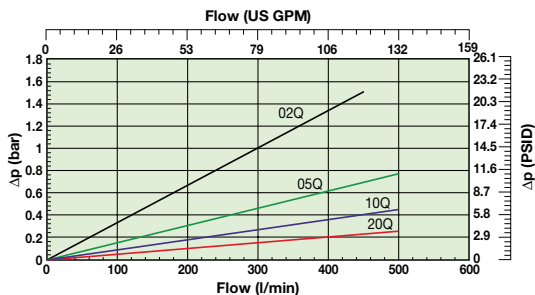


# IN-AGB Series

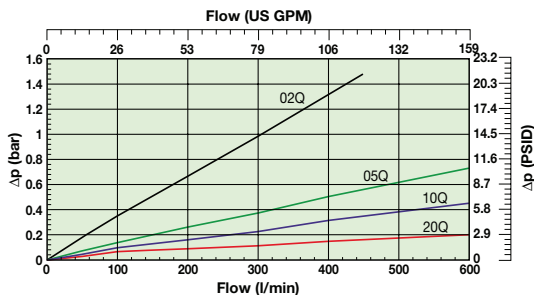
## In-Tank Mounted Return Line Filters

### Pressure Drop Curves (cont.)

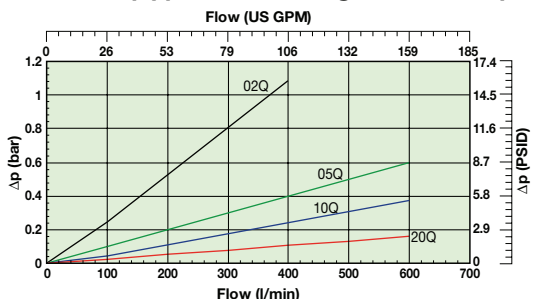
**IN400 (Element length code 9)**



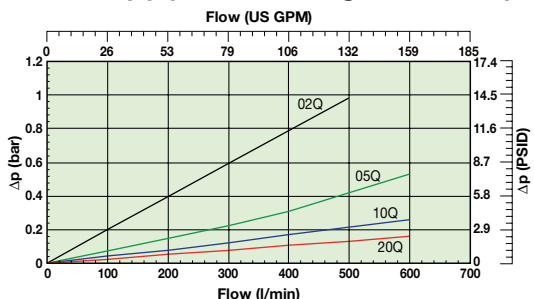
**IN500 (Element length code 10)**



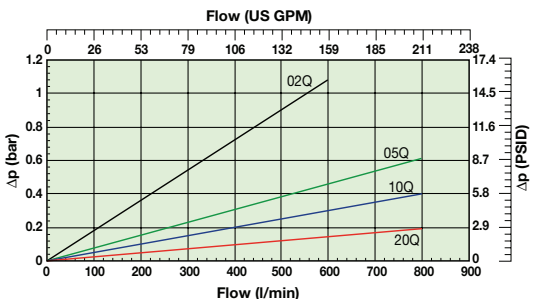
**IN390 (3)(Element length code 11)**



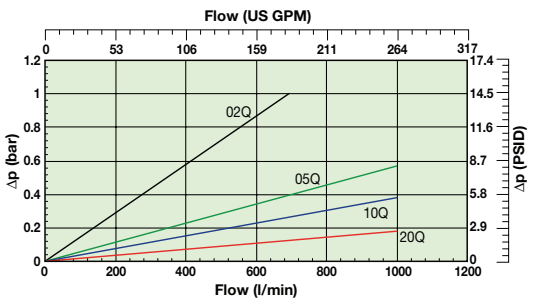
**IN500 (3) (Element length code 12)**



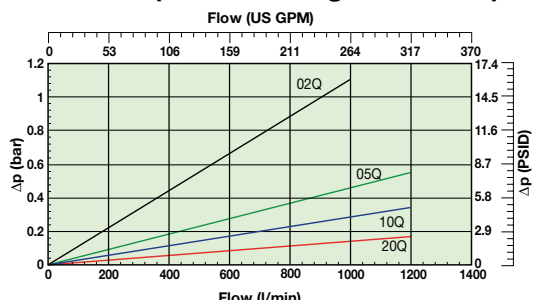
**IN600 (Element length code 13)**



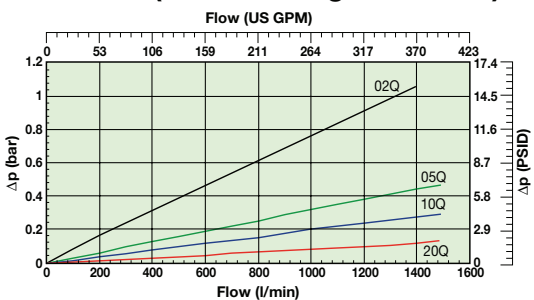
**IN800 (Element length code 14)**



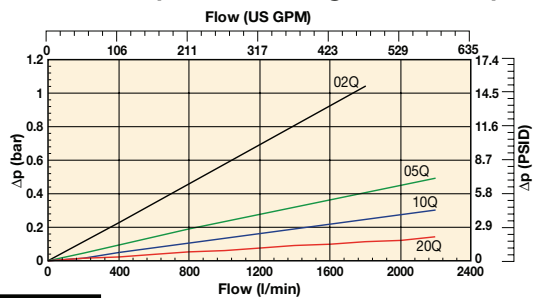
**IN1000 (Element length code 15)**



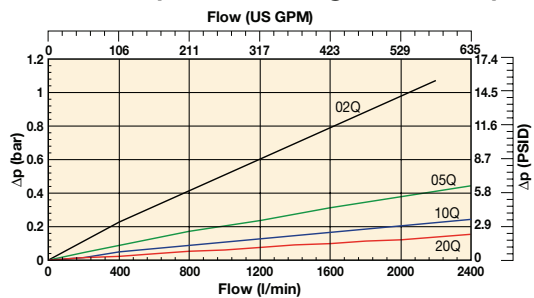
**IN1500 (Element length code 16)**



**IN2000 (Element length code 17)**

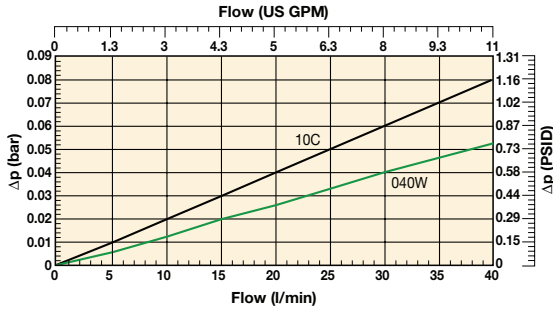


**IN2400 (Element length code 18)**

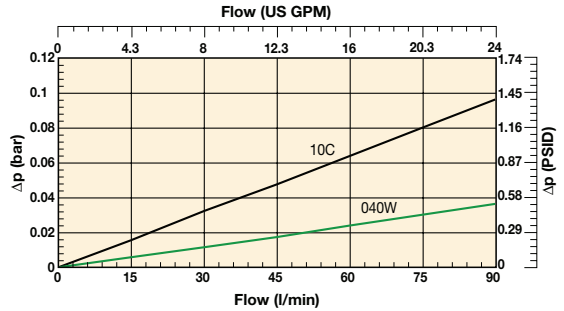


Pressure Drop Curves (cellulose and stainless steel media)

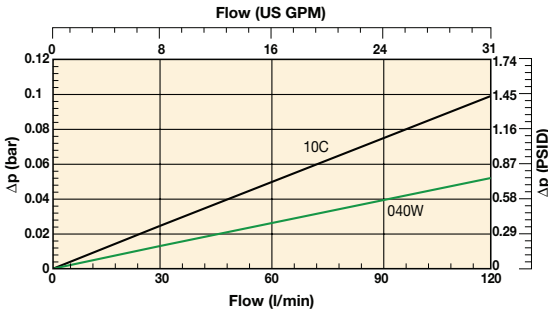
**IN30 (Element length code 0)**  
Cellulose & Stainless steel media



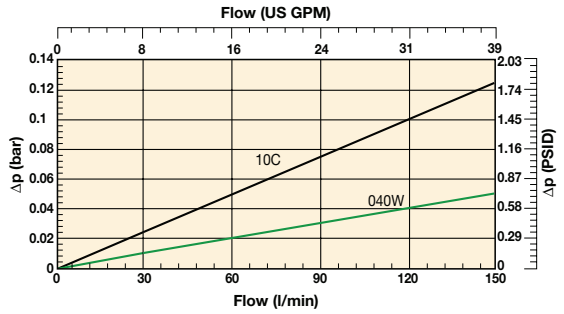
**IN60 (Element length code 2)**  
Cellulose & Stainless steel media



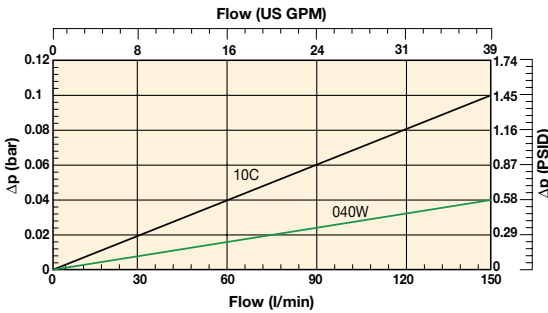
**IN90 (Element length code 3)**  
Cellulose & Stainless steel media



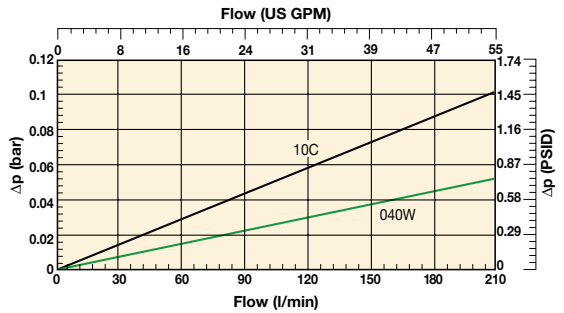
**IN120 (Element length code 4)**  
Cellulose & Stainless steel media



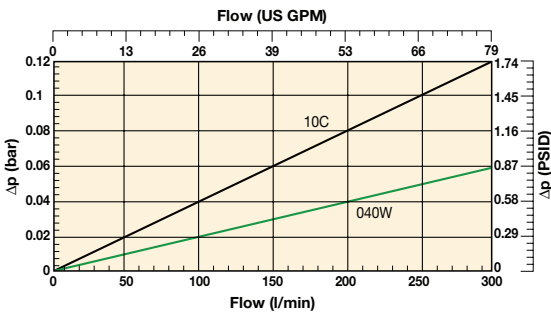
**IN150 (Element length code 5)**  
Cellulose & Stainless steel media



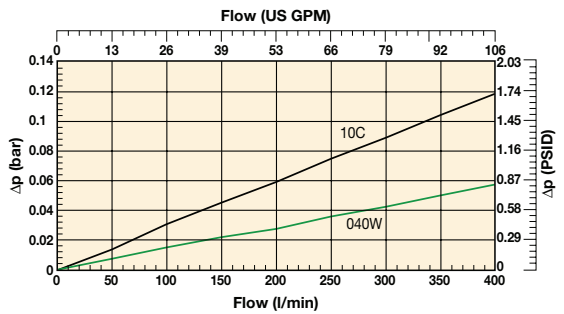
**IN170 (Element length code 6)**  
Cellulose & Stainless steel media



**IN230 (Element length code 7)**  
Cellulose & Stainless steel media



**IN300 (Element length code 8)**  
Cellulose & Stainless steel media



Cellulose and stainless steel media  
Example: IN300 Filter Element Length 8 - Cellulose and stainless steel media

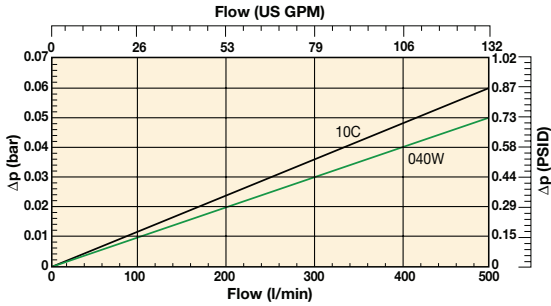


# IN-AGB Series

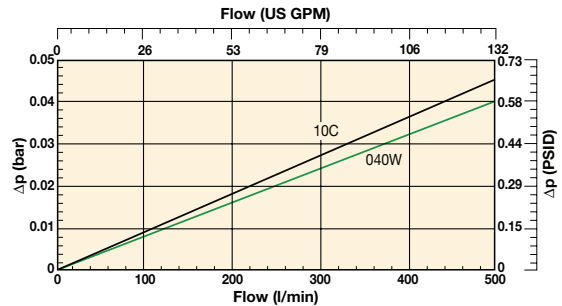
## In-Tank Mounted Return Line Filters

Pressure Drop Curves (cellulose and stainless steel media)

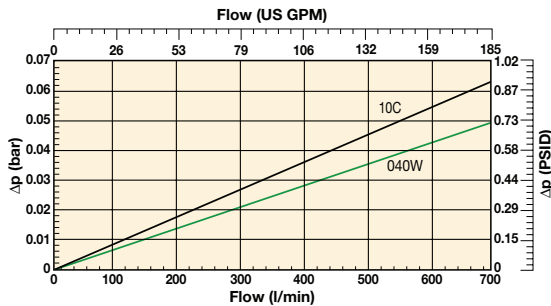
**IN390 (Element length code 11)**  
Cellulose & Stainless steel media



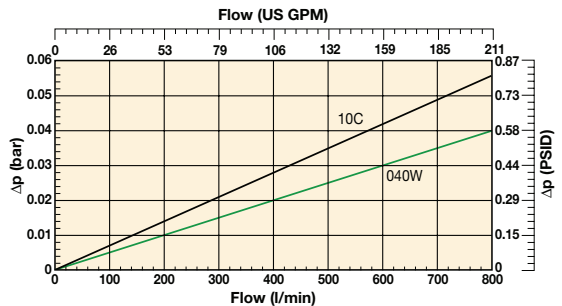
**IN500 (Element length code 12)**  
Cellulose & Stainless steel media



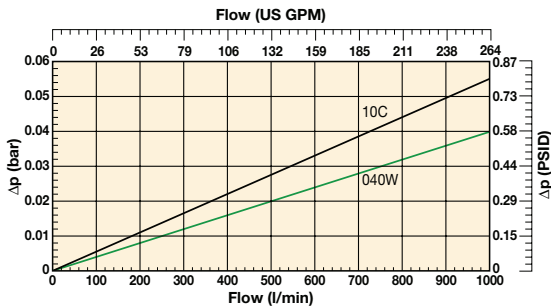
**IN600 (Element length code 13)**  
Cellulose & Stainless steel media



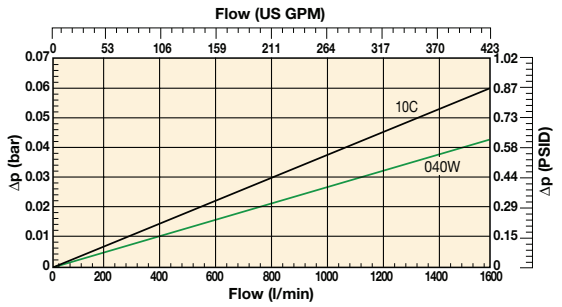
**IN800 (Element length code 14)**  
Cellulose & Stainless steel media



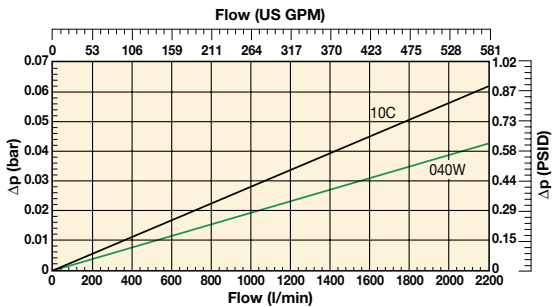
**IN1000 (Element length code 15)**  
Cellulose & Stainless steel media



**IN1500 (Element length code 16)**  
Cellulose & Stainless steel media



**IN2000 (Element length code 17)**  
Cellulose & Stainless steel media



Cellulose and stainless steel media  
Example: IN300 Filter Element Length 8 - Cellulose and stainless steel media





# Ordering Information

## Standard products table

Part number	Supersedes	Flow (l/min)	Model number	Element length	Media rating (µ)	Seals	Indicator	Bypass settings	Ports	Included options	Replacement elements	Supersedes
IN310QLBNEXX1	IN90-TXWL3-10B15	90	IN90	Length 3	10	Nitrile	NA	1.5 Bar (22 Psi)	NA	None	937878Q	TXWL3-10
IN320QLBNEXX1	IN90-TXWL3-20 B15	90	IN90	Length 3	20	Nitrile	NA	1.5 Bar (22 Psi)	NA	None	937877Q	TXWL3-20
IN510QLBNEXX1	IN125-TXWL3E-10 B15	125	IN125	Length 5	10	Nitrile	NA	1.5 Bar (22 Psi)	NA	None	937852Q	TXWL3E-10
IN520QLBNEXX1	IN125-TXWL3E-20 B15	125	IN125	Length 5	20	Nitrile	NA	1.5 Bar (22 Psi)	NA	None	937875Q	TXWL3E-20
IN610QLBNEXX1	IN170-TXWL4-10 B15	170	IN170	Length 6	10	Nitrile	NA	1.5 Bar (22 Psi)	NA	None	937853Q	TXWL4-10
IN620QLBNEXX1	IN170-TXWL4-20 B15	170	IN170	Length 6	20	Nitrile	NA	1.5 Bar (22 Psi)	NA	None	937874Q	TXWL4-20
IN810QLBNEXX1	IN300-TXWL5A-10 B15	300	IN300	Length 8	10	Nitrile	NA	1.5 Bar (22 Psi)	NA	None	937855Q	TXWL5A-10
IN820QLBNEXX1	IN300-TXWL5A-20 B15	300	IN300	Length 8	20	Nitrile	NA	1.5 Bar (22 Psi)	NA	None	937872Q	TXWL5A-20
IN1210QLBNEXX3	IN500-TXWL8C-10 T B15	500	IN500	Length 12	10	Nitrile	NA	1.5 Bar (22 Psi)	NA	Diffuser type T	937859Q	TXWL8C-10
IN1220QLBNEXX3	IN500-TXWL8C-20 T B15	500	IN500	Length 12	20	Nitrile	NA	1.5 Bar (22 Psi)	NA	Diffuser type T	937868Q	TXWL8C-20
IN1510QLBNEXX3	IN1000-TXWL12-10 T B15	1000	IN1000	Length 15	10	Nitrile	NA	1.5 Bar (22 Psi)	NA	Diffuser type T	937862Q	TXWL12-10
IN1520QLBNEXX3	IN1000-TXWL12-20 T B15	1000	IN1000	Length 15	20	Nitrile	NA	1.5 Bar (22 Psi)	NA	Diffuser type T	937865Q	TXWL12-20
IN1710QBNEXX3	IN2000-TXW14-10-B T B15	2000	IN2000	Length 17	10	Nitrile	NA	1.5 Bar (22 Psi)	NA	Diffuser type T	937772Q	TXW14-10B
IN1720QBNEXX3	IN2000-TXW14-20-B T B15	2000	IN2000	Length 17	20	Nitrile	NA	1.5 Bar (22 Psi)	NA	Diffuser type T	937805Q	TXW14-20B

Note: Filter assemblies ordered from the product configurator below are on extended lead times. Where possible, please make your selection from the table above.

## Product configurator

### Configurator example filter including LEIF® element

Box 1	Box 2	Box 3	Box 4	Box 5	Box 6	Box 7	Box 8
IN	10	05QL	V	N	H	XXX	1

### Configurator example filter including conventional element

Box 1	Box 2	Box 3	Box 4	Box 5	Box 6	Box 7	Box 8
IN	18	20Q	B	N	H	XXX	3

Code	Filter Rating
IN	Insert IN-AGB
	Code
	IN30
	0
	IN60
	2
	IN90
	3
	IN120
	4
	IN150
	5
	IN170
	6
	IN230
	7
	IN300
	8
	IN400
	9
	IN500
	10
	IN390(3)
	11
	IN270(3)
	11A
	IN500(3)
	12
	IN600
	13
	IN800
	14
	IN1000
	15
	IN1500
	16
	IN2000
	17
	IN2400
	18

Degree of filtration					
Element media	Glass fibre				
	Microglass III (for disposable elements)				
	Ecoglass III (for LEIF® elements)				
Disposable element	Cellulose	Nom. rating		Wire mesh	
	10C	02Q	05Q	10Q	20Q
LEIF® element	02QL		05QL	10QL	20QL

Seal type	
Seal material	Code
Nitrile	B
Fluoroelastomer	V
Neoprene	On request

Indicator	
No indicator	Code
	N

Filter connection	
Ports	Code
No ports applicable	XXX

Options	
Options	Code
No diffuser required	1
Diffuser type T with perforated plate area	3
Diffuser type P without perforated plate area	4
No magnets	5
Diffuser type T and no magnets	A
Diffuser type P and no magnets	B
Air tight diffuser type T and no magnets	G
Air tight diffuser type P and no magnets	H

Bypass valve	
Bypass valve	Code
0.8 bar	B
1.5 bar	E
2.0 bar for IN-AGB (up to length 12)	H
Blocked bypass	X
Other bypass settings	on request

Note: IN-AGB size 2-400 and 2-500 are standard supplied without magnets  
 Note: Diffusers are only available for series 3 and 4 (Length 11 to 18)

Degree of filtration						Media code
Average filtration beta ratio β (ISO 16889) / particle size µm [c]						
Bx(c)=2	Bx(c)=10	Bx(c)=75	Bx(c)=100	Bx(c)=200	Bx(c)=1000	
% efficiency, based on the above beta ratio (βx)						
50.0%	90.0%	98.7%	99.0%	99.5%	99.9%	
N/A	N/A	N/A	N/A	N/A	4.5	02Q/02QL
N/A	N/A	4.5	5	6	7	05Q/05QL
N/A	6	8.5	9	10	12	10Q/10QL
6	11	17	18	20	22	20Q/20QL



# IN-AGB Series

## In-Tank Mounted Return Line Filters

### Ordering Information (cont.)

Supersedes spare element table				
IN30	TXWL-2	TXWL-5	TXWL-10	TXWL-20
Part number spare element	937822Q	937885Q	937884Q	937883Q
IN60	TXWL2-2	TXWL2-5	TXWL2-10	TXWL2-20
Part number spare element	937823Q	937880Q	937881Q	937882Q
IN90	TXWL3-2	TXWL3-5	TXWL3-10	TXWL3-20
Part number spare element	937824Q	937879Q	937878Q	937877Q
IN120	TXWL3D-2	TXWL3D-5	TXWL3D-10	TXWL3D-20
Part number spare element	937825Q	937850Q	937851Q	937876Q
IN125	TXWL3E-2	TXWL3E-5	TXWL3E-10	TXWL3E-20
Part number spare element	937826Q	937849Q	937852Q	937875Q
IN170	TXWL4-2	TXWL4-5	TXWL4-10	TXWL4-20
Part number spare element	937827Q	937848Q	937853Q	937874Q
IN230	TXWL5-2	TXWL5-5	TXWL5-10	TXWL5-20
Part number spare element	937828Q	937847Q	937854Q	937873Q
IN300	TXWL5A-2	TXWL5A-5	TXWL5A-10	TXWL5A-20
Part number spare element	937829Q	937846Q	937855Q	937872Q
IN400	TXWL5B-2	TXWL5B-5	TXWL5B-10	TXWL5B-20
Part number spare element	937830Q	937845Q	937856Q	937871Q
IN500	TXWL5C-2	TXWL5C-5	TXWL5C-10	TXWL5C-20
Part number spare element	937831Q	937844Q	937857Q	937870Q
IN390	TXWL8A-2	TXWL8A-5	TXWL8A-10	TXWL8A-20
Part number spare element	937832Q	937843Q	937858Q	937869Q
IN500	TXWL8C-2	TXWL8C-5	TXWL8C-10	TXWL8C-20
Part number spare element	937833Q	937842Q	937859Q	937868Q
IN600	TXWL10-2	TXWL10-5	TXWL10-10	TXWL10-20
Part number spare element	937834Q	937841Q	937860Q	937867Q
IN800	TXWL11-2	TXWL11-5	TXWL11-10	TXWL11-20
Part number spare element	937835Q	937840Q	937861Q	937866Q
IN1000	TXWL12-2	TXWL12-5	TXWL12-10	TXWL12-20
Part number spare element	937836Q	937839Q	937862Q	937865Q
IN1500	TXWL13-2	TXWL13-5	TXWL13-10	TXWL13-20
Part number spare element	937837Q	937838Q	937863Q	937864Q

IN-AGB Series Seal Kits	
Part Number	Description
2049010003	NITRILE SEAL KIT IN 0 - 5
2049010045	FLUOROELASTOMER SEAL KIT IN 0 - 5
2049010004	NITRILE SEAL KIT IN 6 - 10
2049010028	FLUOROELASTOMER SEAL KIT IN 6 - 10
2049010005	NITRILE SEAL KIT IN 11 and 12
2049010021	NITRILE SEAL KIT (FUNNEL) IN 11 and 12
2049010029	FLUOROELASTOMER SEAL KIT IN 11 and 12
2049010059	FLUOROELASTOMER SEAL (FUNNEL) KIT IN 11 and 12
2049010006	NITRILE SEAL KIT IN 13 - 18
2049010022	NITRILE SEAL KIT (FUNNEL) IN 13 - 18
2049010030	FLUOROELASTOMER SEAL KIT IN 13 - 18

Supersedes spare element table						
IN30	TXX-10-B	TXW-2-B	TXW-5-B	TXW-10-B	TXW-20-B	ST-40-B
Part number spare element	937720	937752Q	937753Q	937788Q	937789Q	937821
IN60	TXX2-10-B	TXW2-2-B	TXW2-5-B	TXW2-10-B	TXW2-20-B	ST2-40-B
Part number spare element	937721	937751Q	937754Q	937787Q	937790Q	937820
IN90	TXX3-10-B	TXW3-2-B	TXW3-5-B	TXW3-10-B	TXW3-20-B	ST3-40-B
Part number spare element	937722	937750Q	937755Q	937786Q	937791Q	937819
IN120	TXX3D-10-B	TXW3D-2-B	TXW3D-5-B	TXW3D-10-B	TXW3D-20-B	ST3D-40-B
Part number spare element	937723	937749Q	937756Q	937785Q	937792Q	937818
IN125	TXX3E-10-B	TXW3E-2-B	TXW3E-5-B	TXW3E-10-B	TXW3E-20-B	ST3E-40-B
Part number spare element	937724	937748Q	937757Q	937784Q	937793Q	937817
IN170	TXX4-10-B	TXW4-2-B	TXW4-5-B	TXW4-10-B	TXW4-20-B	ST4-40-B
Part number spare element	937725	937747Q	937758Q	937783Q	937794Q	937816
IN230	TXX5-10-B	TXW5-2-B	TXW5-5-B	TXW5-10-B	TXW5-20-B	ST5-40-B
Part number spare element	937726	937746Q	937759Q	937782Q	937795Q	937815
IN300	TXX5A-10-B	TXW5A-2-B	TXW5A-5-B	TXW5A-10-B	TXW5A-20-B	ST5A-40-B
Part number spare element	937727	937745Q	937760Q	937781Q	937796Q	937814
IN390	TXX8A-10-B	TXW8A-2-B	TXW8A-5-B	TXW8A-10-B	TXW8A-20-B	ST8A-40-B
Part number spare element	937728	937742Q	937763Q	937778Q	937799Q	937813
IN500 (3 series)	TXX8C-10-B	TXW8C-2-B	TXW8C-5-B	TXW8C-10-B	TXW8C-20-B	ST8C-40-B
Part number spare element	937729	937741Q	937764Q	937777Q	937800Q	937812
IN600	TXX10-10-B	TXW10-2-B	TXW10-5-B	TXW10-10-B	TXW10-20-B	ST10-40-B
Part number spare element	937730	937740Q	937765Q	937776Q	937801Q	937811
IN800	TXX11-10-B	TXW11-2-B	TXW11-5-B	TXW11-10-B	TXW11-20-B	ST11-40-B
Part number spare element	937731	937739Q	937766Q	937775Q	937802Q	937810
IN1000	TXX12-10-B	TXW12-2-B	TXW12-5-B	TXW12-10-B	TXW12-20-B	ST12-40-B
Part number spare element	937732	937738Q	937767Q	937774Q	937803Q	937809
IN1500	TXX13-R-10-B	TXW13-R-2-B	TXW13-R-5-B	TXW13-R-10-B	TXW13-R-20-B	ST13-40-B
Part number spare element	937733	937737Q	937768Q	937773Q	937804Q	937808
IN2000	TXX14-10-B	TXW14-2-B	TXW14-5-B	TXW14-10-B	TXW14-20-B	ST14-20
Part number spare element	937734	937736Q	937769Q	937772Q	937805Q	937807
IN2400	-	TXWH14-2-B	TXWH14-5-B	TXWH14-10-B	TXWH14-20-B	-
Part number spare element	-	937735Q	937770Q	937771Q	937806Q	-

